

James and the Giant Peach Activity Cards 1



James and the Giant Peach Activity Cards

Punctuation and Grammar


- Complete the **Noun Phrases Activity Sheet**.
- **Challenge!** Play around with the position of the noun phrase in the sentence to explore how they can be altered.



James and the Giant Peach Activity Cards

Comprehension

- Use the blurb and illustrations to create a list of questions to answer as you read the book.
- **Challenge!** Why can you not answer the questions using the blurb and illustrations alone?



James and the Giant Peach Activity Cards


Vocabulary

- Complete the **Vocabulary Activity Sheet**.
- **Challenge!** Can you explain why you have chosen the interesting words? What makes them interesting?



Create

- Use the information to draw pictures of Aunt Sponge and Aunt Spiker.
- **Challenge!** Add labels using quotes from the book.




Research

- Research the life of Roald Dahl and create a timeline of events.
- **Challenge!** Think about the different changes that occurred in his life. How might these have affected his stories?



Predict

- Complete the **Predict Activity Sheet**.
- **Challenge!** Can you predict how the characters might appear in the story?



Reading Task

- Read Chapters 1 and 2.

